

Apollo 600

Supplied-Air Respirator for Abrasive Blasting

Now with Optional
DLX Comfort-Fit
Suspension!



CLEMCO



The Clemco Apollo 600 is a hallmark of safety, comfort, and performance in personal protective equipment. The 600 incorporates the most popular features of the Apollo 60 as well as many feature improvements to make it more comfortable to wear, easier to maintain, and more durable, promising a long service life.

PERFORMANCE

- Large view window provides an exceptional field of vision—largest in the industry—unparalleled for safety and productivity
- High-performance 3-lens system
- *Optional* rectangular outer lens

SAFETY

- NIOSH-approved type-CE supplied air respirator
- ANSI-approved hard hat classification
- OSHA approved for lead dust protection at 1000 x PEL
- High-visibility red-orange color enhances job site safety

COMFORT

- Optional DLX comfort-fit suspension fits like a motorcycle helmet providing cushioned comfort with the same rugged performance and safety of standard Apollo HP and LP models.
- Optional adjustable six-point web suspension fits head sizes from 6.5 to 8; replaceable sweatband mounts on suspension head band
- Generous crown-mounted air distribution channel delivers ample air supply to the operators head and face
- Air inlet is located at center rear of helmet for operator balance and comfort

SERVICE

- Replaceable inlet fitting prolongs helmet service life
- Cape attachment band with ratchet-style fastener eases cape replacement
- Zip-in-and-out inner collar can be easily removed for cleaning

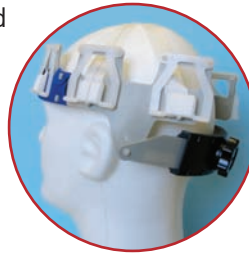
• DLX Comfort-Fit Suspension

features multiple soft, washable fabric-covered pads, which easily attach to the helmet shell and fit snugly around the operator's head.



• Web Suspension

features a convenient, knob-style adjustment mechanism and a replaceable sweatband.



• 3-Lens System

Fixed inner
Intermediate
Perforated Outer


- The Apollo 600 window frame is extra-long to protect the top of the cape from exposure to abrasive rebound.



- The washable zip-in zip-out inner collar makes keeping it clean a snap.



- The window latch tab fits into a slot to line it up for easy closure.



The Apollo 600

From top to bottom –

a fresh look at respiratory safety

- The Apollo 600 has a robust, durable shell and an air baffle that delivers a generous amount of air to the operator's head and face area.
- Integral 1" deep visor prevents media from lodging between the lenses.
- The replaceable inlet fitting extends the service life of the helmet.



- The cape attachment band wraps around the bottom rim of the helmet shell and easily fastens with a ratchet-style buckle to secure the cape in place.



- The window latch is screw-mounted and easily replaced without danger of damaging the helmet shell.

- The silver-grey cape reflects light minimizing heat absorption.



The Clemco Apollo 600 offers blast operators the very latest in respiratory safety and comfort. The 600 now is available with a choice of suspension systems—a DLX comfort-fit suspension, which provides a luxurious, cushioned fit around the head, or the classic-fit adjustable web suspension.

The 600 can be purchased with either DLX or web suspension and set up for high-pressure (HP compressed) or low-pressure (LP ambient) air supply sources.


The 600 carries NIOSH and ANSI approvals for respiratory and hard hat protection respectively and carries the APF1000-rating by OSHA, meaning it can be placed in service in lead-dust environments up to 1000 times the permissible exposure limit (PEL). The rugged helmet features numerous improvements over the venerable Apollo 60 with more replaceable components than ever to ensure long service life, operator hygiene, and comfort.

The 3-lens system outperforms all predecessor models: a snug-fitting molded window gasket firmly grips the fixed inner lens and seals out nuisance

abrasive and dust; an intermediate non-perforated lens protects the inner lens and completes the seal of the window; three tear-away perforated lenses are the first line of defense against rebounding abrasive. The tear-away lenses have glove-friendly tabs to ease removal and expose a clean, clear lens beneath. Once the tear-away lenses are used up, the intermediate lens protects the inner lens from damage until a new set of lenses is installed. An optional rectangular lens can be used alone as the outer lens to protect the fixed inner lens.

The heavy-duty, silver-grey Apollo 600 cape, with red inner collar, is easily installed on the helmet shell and secured with a flexible and durable attachment band with an easy-to-use ratchet-style fastener.

For additional operator comfort, the Apollo 600 HP can be used with Clemco air conditioning devices: the Apollo Cool Air Tube, stock no. 04410, Climate Control Tube, stock no. 04411, or Clem-Cool Air Conditioner, stock no. 23825.



ORDERING INFORMATION

Apollo 600 HP With:	Respirator with air-control/conditioning device		Respirator with air-control/conditioning device and 50ft x 3/8" ID respirator hose		Respirator with air-control device, 50ft respirator hose, and CPF20 Filter	
	Web Susp.	DLX Susp.	Web Susp.	DLX Susp.	Web Susp.	DLX Susp.
Constant-Flow Connector	24001	25190	24771	25200	24772	25201
Air-Control Valve	24002	25191	24210	25202	24213	25203
Clem-Cool Air Conditioner	24932	25194	24933	25208	25299	25209
Cool-Air Tube	24003	25192	24211	25204	24214	25205
Climate-Control Tube	24004	25193	24212	25206	24215	25207
Apollo 600 LP With:	Respirator with air-control device		Respirator with air-control device and 50ft x 1/2" ID respirator hose		NOTE: LP respirators are used with ambient air pump; no breathing-air filter or HP cooling devices can be used with LP model	
	Web Susp.	DLX Susp.	Web Susp.	DLX Susp.		
Constant-flow connector	24010	25195	24011	25210		
DLX Comfort-Fit Suspension kit (retrofit kit) for Apollo 600			<i>Option for LP model</i>			
Includes everything needed to replace DLX suspension, or to convert from web suspension to DLX suspension25189			1/2" ID x 50 ft LP respirator hose22510			
			1/2" ID x 100 ft LP respirator hose21413			

CLEMCO



Clemco is committed to continuous product improvement. Specifications are subject to change without notice. ISO 9001-2008 certified

Distributed by: